

# NETBOOK PRO USB ActiveSync Cable Instructions

## 1. Installation

The NETBOOK PRO can use either a USB ActiveSync Cable or an RS-232 ActiveSync Cable. Units identified with a “USB / RS232” on the left side rubber door have the USB feature. This NETBOOK PRO includes a USB ActiveSync Cable only.

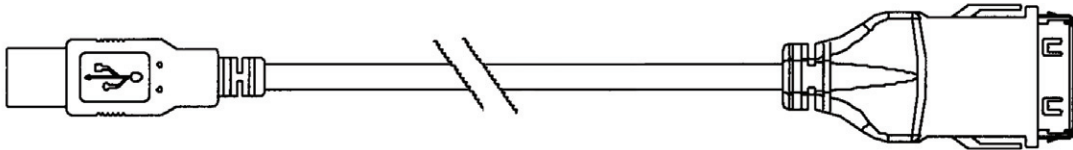


Figure 1 NETBOOK PRO USB ActiveSync Cable

Microsoft® ActiveSync will operate faster using the USB ActiveSync cable. For best performance, ActiveSync should be upgraded to at least version 3.7.1. Visit the Microsoft website to download the latest version:

<http://www.microsoft.com/windowsmobile/downloads/activesync37.msp>

If you require an RS-232 ActiveSync Cable, you may order the NETBOOK PRO optional accessory, CA1030.

### Optional Product Accessories

CA1030 – RS-232 ActiveSync Cable

CA1031 – USB ActiveSync Cable

## 2. Setup Instructions

Before the USB ActiveSync Cable can be used, the host PC must first run the Psion Teklogix USBSETUP.EXE program that is located on the user CD-ROM. This program will help the host PC identify the NETBOOK PRO. Follow the on-screen instructions, selecting NETBOOK PRO, ActiveSync and USB Mass Storage as options. After re-booting the host PC, the USB ActiveSync Cable should now function and be recognized by ActiveSync.

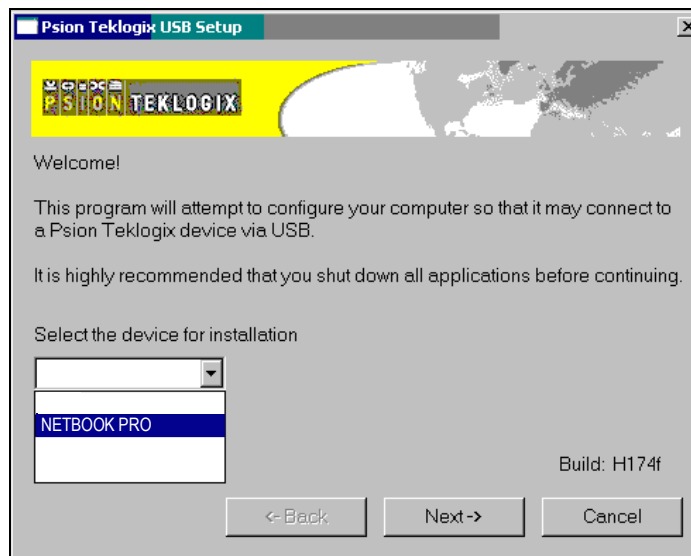


Figure 2 Select NETBOOK PRO as Device

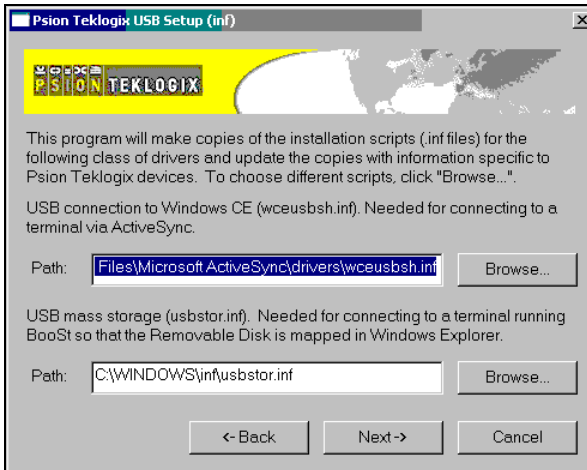


Figure 3 Identify Location of \*.inf Files

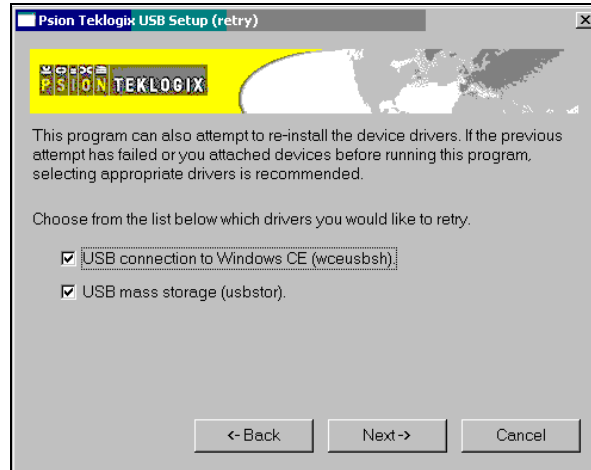


Figure 4 Re-install the Device Drivers

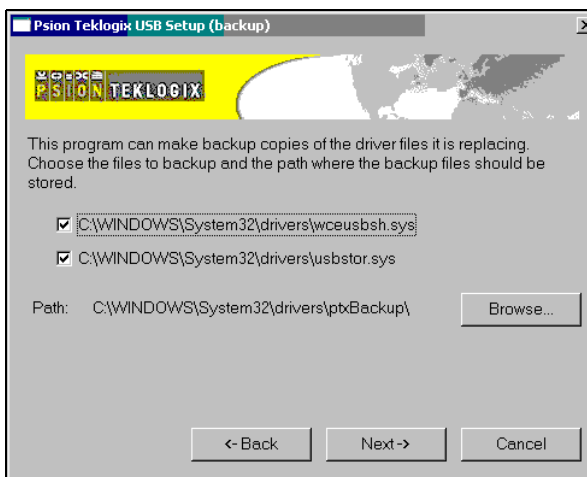


Figure 5 Backup Driver Files



Figure 6 Install Driver File to Complete



**Note:** *The USBSETUP.EXE application can also be downloaded from the Psion Teklogix “Teknet” web site. You must register (it's free) to obtain an account, if you do not already have one. Links to the application can be found on the NETBOOK PRO product page, and also on the Downloads section in Developer Resources.*

**COMPANY HEADQUARTERS AND CANADIAN SERVICE CENTRE**

**Psion Teklogix Inc.**  
 2100 Meadowvale Boulevard, Mississauga  
 Ontario, Canada L5N 7J9  
 Tel: +1 905 813 9900  
 Fax: +1 905 812 6300  
 E-mail: salescdn@psion.com